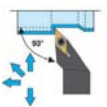

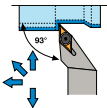

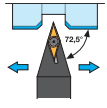

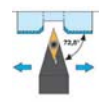

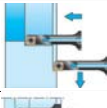

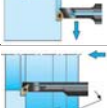

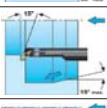

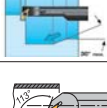

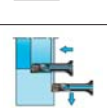

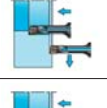
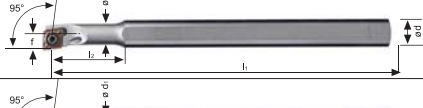
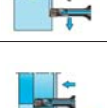

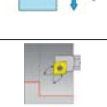

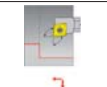









Tornitura

Descrizione			Articolo	Sigla	Inserto montato	Pag.
Portainsero per tornitura esterna 93°			A62030	SVJC R/L	VCMT	1604
					VCGT	1103 1604
Portainsero per tornitura esterna 93° con fori per lubrificante			A62031	SVJC R/L	VCMT	1604
					VCGT	1103 1604
Portainsero per tornitura esterna 72,5°			A62033	SVVBN	VBMT	1103 1604
Portainsero per tornitura esterna 72,5°			A62035	SVVCN	VCMT	0702 1604
					VCGT	0702 1103 1604
Portainsero per tornitura interna 95° stelo in metallo duro			A62310	SCLDR	CDGT	0401
Portainsero per tornitura interna 93° stelo in metallo duro			A62315	SWUCR	WCMT WCGT	0201
Portainsero per tornitura interna 93° stelo in metallo duro			A62320	SDUCR	DCGT	04T0
Portainsero per tornitura interna 107,5° stelo in metallo duro			A62325	SDQCR	DCGT	04T0
Portainsero per tornitura interna 95° stelo in metallo duro			A62330	SVLCR	VCGT	0501
Portainsero per tornitura interna 113° stelo in metallo duro			A62335	SVXCR	VCGT	0501
Portainsero per tornitura interna 95° stelo in acciaio			A62036	SCLD R/L	CDGT	0401
Portainsero per tornitura interna 95° stelo in metallo duro			A62037	SCLD R/L	CDGT	0401
Portainsero per tornitura interna 93° stelo in acciaio			A62355	SCUP R/L	CPMT	05T1
					CPGT	
Portainsero per tornitura interna 93° stelo in metallo duro			A62360	SCUP R/L	CPMT	05T1
					CPGT	
Portainsero per tornitura interna 95° stelo in acciaio			A62038	SCLD R/L	CDGT	0401
Portainsero per tornitura interna 95° stelo in metallo duro			A62039	SCLD R/L	CDGT	0401